

Chief Executive Officer
Reggie Joiner

Editor in Chief
Melanie Williams

Editor
Dana Wilkerson

Copy Editors
Elloa Davis
Kelly Nishi
Wendi Zebell

Group Experience Writers
Sharon Carey
Sharon Ellis
Kristi Lemoine
Diane Runge
Dana Wilkerson

GodTime Writer
M Williams

Family Experience Writers
Greg Payne
Phil Pierce
Jon Williams

Graphic Designer
Mike Davis

Illustration
Jodi Blackwell
Joe Goode

Technical & Web Support
Hadley Brandt

Executive Director
Sue Miller

252 BASICS®

Group and Family Experiences for K-5th Grades

1. I need to make the wise choice.
2. I can trust God no matter what.
3. I should treat others the way I want to be treated.

Statement of Faith

ABOUT GOD

God is the one and only true God, yet He exists in three persons: God the Father, God the Son, and God the Holy Spirit. God is the Creator, so everything belongs to Him and is under His control. God is holy, so He is righteous, majestic, and loving. God is all knowing and purposeful, so He's at work to bring about His will. No person, thing, or idea compares to God.

ABOUT THE SCRIPTURES

God reveals Himself to us through the Bible, and it is 100% accurate, reliable, and authoritative.

ABOUT PEOPLE

People are made in God's image and for His pleasure. But everybody falls short of God's intention, or ideal, for people. In other words, everyone has sinned. As a result, we are all separated from Him, even though He wants an intimate relationship with each of us.

ABOUT SALVATION

That's why Jesus—God's Son—came and lived on this earth, died, and rose again. God offers His free gift of salvation to all who believe in Jesus and accept Him as Savior—the only way to be forgiven and reconciled to God. Anyone who accepts this gift is adopted as a son or daughter into God's family and will live with Him forever in heaven.

User Agreement



The reThink Group gladly grants permission to churches, schools, and other licensees to tailor 252 Basics® materials to fit their unique leadership requirements, locale and format preferences, and physical environment needs. However, if you wish to edit the content substantively, including Bible stories, learning activities, scripts, and any other content in which biblical principles and concepts are presented, you are obligated to do so within the doctrinal guidelines we've expressed in our Statement of Faith.

These resources are intended to be downloaded and printed for use by the subscribing entity only and may not be electronically transferred to or duplicated by other non-subscribing entities. Any unauthorized reproduction of this material or incorporation into a new work is a direct violation of US copyright laws. © 2010 The reThink Group. All rights reserved. 252 Basics® and the 252 Basics® logo are trademarks of The reThink Group, Inc.

©2010 The reThink Group
All rights reserved. www.reThinkGroup.org

Scripture marked "NirV" is taken from the Holy Bible, New International Reader's Version™, Copyright ©1995, 1996, 1998 by International Bible Society. Used by permission of Zondervan Publishing House. All rights reserved.





Scripture marked "NIV" is taken from the Holy Bible, NEW INTERNATIONAL VERSION®. Copyright © 1973, 1978, 1984 Biblica. All rights reserved throughout the world. Used by permission of Biblica.



252 BASICS®

Virtue: **RESPECT**

Showing others they are important by what you say and do.




Chain of Command

Memory Verse: "Show proper respect to everyone." 1 Peter 2:17, NIV

Bible Story: Chain of Command (the faith of the centurion) • Matthew 8:5-13

Bottom Line: Show respect to God because He's in charge of everything.




PLUG IN Small groups

- 10-15 minutes
- Focus the Energy
- for 4th-5th grade

CATCH ON Small groups

- 25-30 minutes
- Make the Connection
- for 4th-5th grade



Virtue:

RESPECT

Showing others they are important by what you say and do.

Bottom Line: Show respect to God because He's in charge of everything.



Memory Verse: "Show proper respect to everyone." 1 Peter 2:17, NIV



PLUG IN: Focus the Energy

Small Groups, 10-15 minutes

Bible Story:

CHAIN OF COMMAND

Matthew 8:5-13

PREVIEW

Plug In is designed to introduce children to the day's topic in a setting that gives them individualized attention from their Small Group Leader and plenty of interaction with a small group of peers.

Divide the children by age into groups of no more than 10. You will need one Small Group Leader for each small group. Ideally, assign the same Small Group Leader to the same group of kids for the entire year.

4th–5th Grade

FOR LEADERS ONLY

Today we wrap up our month-long look at (1) respect, which is showing others they are important by what you say and do. We've talked about the fact that we can show respect with both our words and our actions and that, when we show respect for people in charge, we're also showing our respect for God. So today, focus on helping kids understand why we need to respect God above any and all others: (2) because He's perfect, righteous, and loving, and as our Creator, He's all-knowing and sovereign—He's in charge of everything and worthy of our profound respect. The centurion's comment to Jesus illustrated his faith in and respect for this ultimate authority: "Just say the word, and my servant will be healed" (Matthew 8:8, NIV). (3) Jesus wants US to have this level of respect for (and ultimately faith in) God's authority, too. (4) When we do, others will see our trust in Him, the help we gain, and that life is better with God.

GET READY

For each small group, do the following:

- **Early Arriver Idea:** Provide index cards, pens, and an interesting offering container.
- **Chuckle Chain:** You'll need a hat for this activity. Anything will do, but the funnier or larger the hat, the better.



Recycle • Make It Stick
What do you want to make sure they never forget?



Impress • Make It Big
What is the one thing you want them to understand?



Personalize • Make It Real
What can you model for them from your own life?



Apply • Make It Fit
What do you want them to walk away and do?



Transition • Make It Flow
What will you say or do to keep them engaged?



PLUG IN: Focus the Energy

Small Groups, 10-15 minutes • for 4th–5th grade

- Gather the leaders together to pray before the kids arrive. Pray that each child would listen and learn the Bible truths presented during today's session. If any kids arrive before or during the prayer, invite them to participate with the leaders.

SUPPLIES:

index cards, pens, an interesting offering container

Early Arriver Idea

Ask the kids to write a few sentences telling why they can trust God and describing why He is worthy of their trust. Keep the cards for use during large group*. Invite the kids to put their offerings in the offering container.


SUPPLIES:

hat

Chuckle Chain

Form a circle. Choose a kid to wear the hat and be the "Chuckle Chain Commander." He or she creates a single chuckle ("ha") or funny giggle and passes it to the person on the right. That person chuckles exactly the same way but twice, passing the chuckle to the next person. The third person chuckles three times, and so on around the circle. If someone makes a chuckle-flub (by not imitating the original chuckle or miscounting the chuckles), rearrange the chain and begin a new chuckle. Let the kids take turns being the Chuckle Chain Commander. If the chuckle makes it around the circle, the Commander adds a new chuckle to the existing chain and the chuckle chain continues without stopping.

WRAP UP

SMALL GROUP LEADER: "The Chuckle Chain Commanders gave some interesting orders, but you guys followed their commands and passed the chuckles along. Great job!  **Let's go to large group and hear about someone who knows what it's like to give and take orders."**

Lead your group to the large group environment, being sure to take the cards from the Early Arriver with you. You may be asked to stand and read some of your kids' cards.

** Note: This corresponds with the large group designed for fourth and fifth grade.*



Virtue:

RESPECT

Showing others they are important by what you say and do.

Bottom Line: Show respect to God because He's in charge of everything.



Memory Verse: "Show proper respect to everyone." 1 Peter 2:17, NIV



CATCH ON: Make the Connection

Small Groups, 25-30 minutes

Bible Story:

CHAIN OF COMMAND

Matthew 8:5-13

PREVIEW

Catch On is designed to help kids understand how the day's topic applies to them. They'll discuss real-life experiences, interact with a close-knit group of peers, and participate in a variety of activities that appeal to different learning styles. Life-application and memory-verse activities, as well as prayer, are always a part of this hands-on time.

Gather children into the same small groups as for Plug In. Make sure the same Small Group Leader works with the children.

4th–5th Grade

GET READY

For each small group, do the following:

- **Respectful Maneuvers:** Prepare "Find It" and "Respectful Maneuvers" (both from the Activity Pages on the Web site) as indicated on the APs. Provide Bibles and a set of 25 plastic army men.
- **Umbrella Pass:** Provide an umbrella and a spray bottle filled with water.
- **MV Handshake:** Provide Bibles.
- **Prayer Pyramid:** On a 12-ounce foam cup, write the word *GOD* in bold letters. Provide markers and up to twelve 6- to 8-ounce foam cups.
- Make copies on cardstock of this week's GodTime and Fridge Door cards.

** If you only have time for one activity, we suggest activity #2. Activity #1 is particularly good for children who need to move in order to stay engaged (not just for boys).*



Recycle • Make It Stick
What do you want to make sure they never forget?



Impress • Make It Big
What is the one thing you want them to understand?



Personalize • Make It Real
What can you model for them from your own life?



Apply • Make It Fit
What do you want them to walk away and do?



Transition • Make It Flow
What will you say or do to keep them engaged?




CATCH ON: Make the Connection

Small Groups, 25-30 minutes • for 4th–5th grade


SUPPLIES:

Bibles, "Respectful Maneuvers" and "Find It " (Activity Pages), plastic army men

1. Respectful Maneuvers (*application activity / Scripture search / great for boys*)

Give each kid a copy of "Find It." Work together to look up, read, and discuss the meaning of each verse. The verses are about God's authority and how respect flows from a relationship with Him.  **After each verse, ask the following question: What does this verse tell you about God being the ultimate boss? Help kids suggest why they believe they can trust God and why He is trustworthy.**

Explain that military leaders, such as the centurion as well as modern day soldiers, plan maneuvers in order to prepare for battle. Ask the kids to form pairs or trios. Give each team some of the plastic army men and one of the scenarios from the "Respectful Maneuvers" Activity Page. Invite them to create a scene using the army men to illustrate a principle from one of the verses they read during the Scripture search. Give them a few minutes to develop a scenario which needs to be shown in words, actions, and attitudes. Then let the groups take turns sharing their scenarios using the plastic army men.

SMALL GROUP LEADER: ! "Show respect to God because He's in charge of everything. When you allow God a position of authority in your life as your ultimate boss, you'll live out that respect in the way you treat others. In fact, everything you know about God should affect the way you live.  **Showing respect for God this week by respecting His rules and living the way He wants you to live will actually help you get to know Him even better."**

SUPPLIES:

umbrella, spray bottle of water

* 2. Umbrella Pass (*application activity / review the Bible lesson*)

Hold up the umbrella and let the kids brainstorm situations in which an umbrella would come in handy. Explain that there is one more way they didn't mention: An umbrella helps them stay dry during a Bible story review game. Go on to explain the game.

Form a circle. Tell the kids that they will pass the umbrella around the circle as they take turns retelling the Bible story one sentence at a time. When they receive the umbrella, they'll have five seconds to begin a sentence. If they can't think of anything to say, they must pass the umbrella and receive the



CATCH ON: Make the Connection

Small Groups, 25-30 minutes • for 4th–5th grade

consequences—a squirt of water. Before you begin, choose whether you'd like kids to review the lesson events in sequence, randomly, or by assigning each student the role of either Jesus or the centurion and telling story highlights from the first-person point of view of those people.

When finished with the review, ask the kids to share ways the centurion showed respect for God as the head authority or ultimate boss. Encourage discussion about specific ways THEY can show respect for God, such as by praying, praising Him, thanking Him, reading the Bible, telling others about Him, coming to church or small group, showing others respect, recognizing His presence in their life, thinking about His holiness, and so on.

Challenge kids to discover the analogy between the umbrella and an attitude of respect for God. Help them see how refraining from words and actions of disrespect will protect them the way the umbrella protected them during the game. Removing the umbrella opened them up for a squirting.

👣 See if they can put into words one way to let respect for God be like an umbrella over their lives this week.

SMALL GROUP LEADER: "Showing respect for God, His rules, and those He places in authority protects you from negative consequences of disrespectful words and actions. 👣 **If you show proper respect for God this week, you'll also show respect for the authority figures in your life.** When that happens, you'll benefit from living under the umbrella of the protection that comes from doing right. But if you are disrespectful, look out. You just removed yourself from that protection. Respect for God is like an invisible umbrella over our lives. It keeps us from getting pelted with the unpleasant results of not letting Him be our ultimate boss. **! Show respect to God because He's in charge of everything."**

Open up the umbrella and hold it over your head as you **♥ share how showing respect for those in authority, such as a boss or other leader, has protected you from facing unpleasant consequences at your job or in other areas of life. If there was a time when you refused to show respect and ended up suffering the consequences, close the umbrella and tell the kids what you learned from that experience.**



CATCH ON: Make the Connection

Small Groups, 25-30 minutes • for 4th–5th grade

Optional 5th Grade Discussion Questions

If you lead fifth graders, consider asking these discussion questions:

- What are some ways kids your age show disrespect for God but don't even realize it?
- What do you think is most important when it comes to respect for God and others—words or actions? Why?
- What does knowing that God is indeed in charge of EVERYTHING reveal to you about Him? What does it make you want to do?

SUPPLIES:

Bibles

3. MV Handshakes (*memory verse activity*)

Look up and read 1 Peter 2:17 (see navigation tips in week 1). Since the meaning of the verse is fairly straightforward and has been discussed in previous weeks, **invite the kids to make one-sentence summaries of the meaning.** Ask them to share about times God brought this verse to mind during the past few weeks and how it has encouraged them to show respect.

Let kids pair up or form trios and create an “MV Handshake,” a fun handshake consisting of several simple gestures or moves. Each action should demonstrate or animate the words and meaning of the verse. When they're done, ask the kids to teach their handshakes to one another and explain how the movements connect with the meaning of 1 Peter 2:17. Tell kids that a firm handshake is a gesture of respect. Ask them why they think that's true. **Encourage them to think of a way their MV Handshakes can show respect this week.**

SMALL GROUP LEADER: “A handshake says a lot. It's a kind gesture that expresses friendship and respect for others. You just made a handshake say even more than that by creating something that tells the meaning of 1 Peter 2:17. **It's important to remember this week that our actions and words not only reveal the respect we have for others, but they also show our respect for God. If you see one another this week, share an MV Handshake as a reminder to ! show respect to God because He's in charge of everything.”**



CATCH ON: Make the Connection

Small Groups, 25-30 minutes • for 4th–5th grade

SUPPLIES:

"GOD" foam cup, foam paper cups, markers

4. Prayer Pyramid (*pray*)

Let kids take turns writing on paper cups the names of significant leaders and those in authority over them. They should write only one name per cup. Create a visual by stacking the cups in a pyramid and then placing the large cup with "God" written on it on the top. After the cups are stacked, let someone demonstrate what happens if one of the cups is removed. Invite the kids to share how removing respect for those in God's chain of command can impact their lives in damaging ways. Reset the pyramid of cups and then lead the kids in the following prayer.

SMALL GROUP LEADER: "God, You're the ultimate boss, and that's a good thing for us. (*Invite the kids to pray aloud the following sentence.*)

🙏 Please help us keep You at the TOP of our chain of command because that's the place You deserve. (*Continue leading aloud as the kids pray along silently.*) Thanks that, when we choose to show respect to You because You're in charge of everything, we'll benefit from living under the umbrella of protection that comes from doing right. In Jesus' name we pray, amen."

WRAP UP

Bring together all the groups in your classroom so the Classroom Facilitator can conclude the session with a review. Be prepared to distribute this week's GodTime and Fridge Door cards.

CLASSROOM FACILITATOR: "Have you ever heard this joke? 'It was raining cats and dogs today. I slipped and fell into a poodle!' I don't know what the weather forecast is for this next week, but I think it would be a cool message from God if we got a nice heavy rain. If it does rain this week—but even if it doesn't—think about what it would be like to get caught in a downpour. Picture yourself standing out in a storm with no umbrella. Then remember today's Bottom Line: **! Show respect to God because He's in charge of everything.** Stay dry this week."

Distribute the GodTime and Fridge Door cards.