

Chief Executive Officer
Reggie Joiner

Editor in Chief
Melanie Williams

Editor
Dana Wilkerson

Copy Editors
Elloa Davis
Kelly Nishi
Wendi Zebell

Group Experience Writers
Sharon Carey
Sharon Ellis
Kristi Lemoine
Diane Runge
Dana Wilkerson

GodTime Writer
M Williams

Family Experience Writers
Greg Payne
Phil Pierce
Jon Williams

Graphic Designer
Mike Davis

Illustration
Jodi Blackwell
Joe Goode

Technical & Web Support
Hadley Brandt

Executive Director
Sue Miller

252 BASICS®

Group and Family Experiences for K-5th Grades

1. I need to make the wise choice.
2. I can trust God no matter what.
3. I should treat others the way I want to be treated.

Statement of Faith

ABOUT GOD

God is the one and only true God, yet He exists in three persons: God the Father, God the Son, and God the Holy Spirit. God is the Creator, so everything belongs to Him and is under His control. God is holy, so He is righteous, majestic, and loving. God is all knowing and purposeful, so He's at work to bring about His will. No person, thing, or idea compares to God.

ABOUT THE SCRIPTURES

God reveals Himself to us through the Bible, and it is 100% accurate, reliable, and authoritative.

ABOUT PEOPLE

People are made in God's image and for His pleasure. But everybody falls short of God's intention, or ideal, for people. In other words, everyone has sinned. As a result, we are all separated from Him, even though He wants an intimate relationship with each of us.

ABOUT SALVATION

That's why Jesus—God's Son—came and lived on this earth, died, and rose again. God offers His free gift of salvation to all who believe in Jesus and accept Him as Savior—the only way to be forgiven and reconciled to God. Anyone who accepts this gift is adopted as a son or daughter into God's family and will live with Him forever in heaven.

User Agreement

The reThink Group gladly grants permission to churches, schools, and other licensees to tailor 252 Basics® materials to fit their unique leadership requirements, locale and format preferences, and physical environment needs. However, if you wish to edit the content substantively, including Bible stories, learning activities, scripts, and any other content in which biblical principles and concepts are presented, you are obligated to do so within the doctrinal guidelines we've expressed in our Statement of Faith.

These resources are intended to be downloaded and printed for use by the subscribing entity only and may not be electronically transferred to or duplicated by other non-subscribing entities. Any unauthorized reproduction of this material or incorporation into a new work is a direct violation of US copyright laws. © 2010 The reThink Group. All rights reserved. 252 Basics® and the 252 Basics® logo are trademarks of The reThink Group, Inc.

Scripture marked "NirV" is taken from the Holy Bible, New International Reader's Version™, Copyright ©1995, 1996, 1998 by International Bible Society. Used by permission of Zondervan Publishing House. All rights reserved.





Scripture marked "NIV" is taken from the Holy Bible, NEW INTERNATIONAL VERSION®. Copyright © 1973, 1978, 1984 Biblica. All rights reserved throughout the world. Used by permission of Biblica.

©2010 The reThink Group
All rights reserved. www.reThinkGroup.org

252 BASICS®

Virtue: **RESPECT**

Showing others they are important by what you say and do.





Chain of Command

Memory Verse: "Show proper respect to everyone." 1 Peter 2:17, NIV

Bible Story: Chain of Command (the faith of the centurion) • Matthew 8:5-13

Bottom Line: Show respect to God because He's in charge of everything.



PLUG IN Small groups

- 10-15 minutes
- Focus the Energy
- for 2nd-3rd grade

CATCH ON Small groups

- 25-30 minutes
- Make the Connection
- for 2nd-3rd grade

Virtue:

RESPECT

Showing others they are important by what you say and do.

Bottom Line: Show respect to God because He's in charge of everything.



Memory Verse: "Show proper respect to everyone." 1 Peter 2:17, NIV



PLUG IN: Focus the Energy

Small Groups, 10-15 minutes

Bible Story:

CHAIN OF COMMAND

Matthew 8:5-13

PREVIEW

Plug In is designed to introduce children to the day's topic in a setting that gives them individualized attention from their Small Group Leader and plenty of interaction with a small group of peers.

Divide the children by age into groups of no more than 10. You will need one Small Group Leader for each small group. Ideally, assign the same Small Group Leader to the same group of kids for the entire year.

2nd–3rd Grade

FOR LEADERS ONLY

Today we wrap up our month-long look at (1) respect, which is showing others they are important by what you say and do. We've talked about the fact that we can show respect with both our words and our actions and that, when we show respect for people in charge, we're also showing our respect for God. So today, focus on helping kids understand why we need to respect God above any and all others: (2) because He's perfect, righteous, and loving, and as our Creator, He's all-knowing and sovereign—He's in charge of everything and worthy of our profound respect. The centurion's comment to Jesus illustrated his faith in and respect for this ultimate authority: "Just say the word, and my servant will be healed" (Matthew 8:8, NIV). (3) Jesus wants US to have this level of respect for (and ultimately faith in) God's authority, too. (4) When we do, others will see our trust in Him, the help we gain, and that life is better with God.

GET READY

For each small group, do the following:

- **Early Arriver Idea:** Provide "Respect Stickers" (from the Activity Pages in week 2 on the Web site). Provide an interesting offering container.
- **Drill It:** Provide a whistle on a lanyard. *Optional:* Provide a drill sergeant's hat.



Recycle • Make It Stick
What do you want to make sure they never forget?



Impress • Make It Big
What is the one thing you want them to understand?



Personalize • Make It Real
What can you model for them from your own life?



Apply • Make It Fit
What do you want them to walk away and do?



Transition • Make It Flow
What will you say or do to keep them engaged?



PLUG IN: Focus the Energy

Small Groups, 10-15 minutes • for 2nd–3rd grade

- Gather the leaders together to pray before the kids arrive. Pray that each child would listen and learn the Bible truths presented during today's session. If any kids arrive before or during the prayer, invite them to participate with the leaders.

SUPPLIES:

"Respect Stickers" (Activity Page), an interesting offering container

Early Arriver Idea

Ask kids how they used respectful words last week. Did they greet people by name? Did they say please, thank you, and you're welcome? What other respectful words did they use? Did they notice how a good or bad attitude affected their words? Give every person who tells how they showed respect a "Respect Sticker." Invite the kids to put their offerings in the offering container.

SUPPLIES:


whistle, drill sergeant's hat (optional)

Drill It (a classroom-wide activity)

Lead kids in military-style calisthenics. The Classroom Facilitator can be the drill sergeant, complete with whistle and hat. Small groups can line up by "squads" and prepare for inspection. Lead kids to do jumping jacks, windmills, push-ups, and sit-ups. When it's time to go to large group, dismiss kids by squads and let them march to the large group area.

WRAP UP

CLASSROOM FACILITATOR: "Attention, soldiers. Now that you're prepared to start your day, it's time to get on with it. If there is anything soldiers know, it's respect. Now stand up straight and show a little respect as you say, 'Yes, sir.' Let me hear you! I think you've passed your morning inspection.

 **Let's march to large group and learn about a soldier who understood respect for those who are in charge."**

Lead your group to the large group environment.

Virtue:

RESPECT

Showing others they are important by what you say and do.

Bottom Line: Show respect to God because He's in charge of everything.



Memory Verse: "Show proper respect to everyone." 1 Peter 2:17, NIV



CATCH ON: Make the Connection

Small Groups, 25-30 minutes

Bible Story:

CHAIN OF COMMAND

Matthew 8:5-13

PREVIEW

Catch On is designed to help kids understand how the day's topic applies to them. They'll discuss real-life experiences, interact with a close-knit group of peers, and participate in a variety of activities that appeal to different learning styles. Life-application and memory-verse activities, as well as prayer, are always a part of this hands-on time.

Gather children into the same small groups as for Plug In. Make sure the same Small Group Leader works with the children.

2nd–3rd Grade

GET READY

For each small group, do the following:

- **Quick Response:** Provide two bats, two pieces of bubble gum, and 20 dominoes.
- **God at the Top:** Provide index cards in four colors, markers, tape, yarn, and scissors.
- **Web of Respect:** Provide Bibles and a ball of yarn.
- **Praying Scripture:** Provide Bibles, small sticky notes, and pencils.
- Make copies on cardstock of this week's GodTime and Fridge Door cards.



Recycle • Make It Stick
What do you want to make sure they never forget?



Impress • Make It Big
What is the one thing you want them to understand?



Personalize • Make It Real
What can you model for them from your own life?



Apply • Make It Fit
What do you want them to walk away and do?



Transition • Make It Flow
What will you say or do to keep them engaged?

** If you don't have time to do all these activities, be sure to do activity #2. Activity #1 is particularly good for children who need to move in order to stay engaged (not just for boys).*



CATCH ON: Make the Connection

Small Groups, 25-30 minutes • for 2nd–3rd grade

SUPPLIES:


bats, bubble gum, dominoes

1. Quick Response (a multi-group application activity / great for boys)

Two small groups will play this game together. Ask each small group to line up across the room from their Small Group Leader, who is standing about four feet from the other Small Group Leader. Put any supplies near the Small Group Leader. On your signal, kids will run across the room to their leader, who will quickly give them an instruction from the list below. The instruction may be ridiculous or odd, but kids should respond quickly to what they're told by the person in authority. When kids complete their task, they run back to their team and tag the next person in line. The first team to finish wins.

Call out these instructions, or others like them—but make sure each Small Group Leader calls out the same instructions in the same order:

- Put your head on the bottom of a bat and circle it four times
- Chew gum and blow a bubble, then spit it out (into the wrapper)
- Sing "Happy Birthday"
- Spell your name backward
- Crab walk around your Small Group Leader
- Whistle "Twinkle, Twinkle, Little Star"
- Tap dance for 10 seconds
- Do a rolling tumble
- Set up 10 dominoes in a line and knock them over
- Name five states in the United States (*or provinces where you live*)

SMALL GROUP LEADER: "There are lots of ways to show respect for people who are in charge. One way is to do what you're told by someone who is in authority. Another way is to respond quickly when you're asked to do something. When we show respect to people who are in charge, we show respect to God. And we should **! show respect to God because He's in charge of everything.**  **What are some specific ways to show respect to God?"** (*Read the Bible, pray, tell others about Him, go to church, show respect to others, praise Him*)

SUPPLIES:

index cards, markers, tape, yarn, scissors

* 2. God at the Top (application activity / review the Bible lesson)

Review the Bible story by making a flow chart. Ask kids to name the people in the Bible story; write each name on an index card. Then let the kids retell the story. As they do, arrange the cards in a vertical line and tape them to the



CATCH ON: Make the Connection

Small Groups, 25-30 minutes • for 2nd–3rd grade

wall to show that the servant was below the centurion, who was below Jesus/ God. Tape a piece of yarn between the cards to show the flow of authority.

Next, let kids work together to make a flow chart on the wall of who is in charge of them in different areas of their life. Use different colored index cards for home, school, community, and team. Kids should put themselves at the bottom, along with perhaps siblings, teammates, neighbors, and classmates. Then go up one level and add another row of cards for parents, teachers, coaches, babysitters, police, etc. Kids can again use yarn to show the flow of authority. (Kids can include themselves on multiple cards, to indicate that they are under the authority of others in several areas of their lives.) Add another level of cards where possible, such as for a principal or a mayor. Finally, add a card that says “God” at the top and connect pieces of yarn to indicate that God is the authority over all areas of kids’ lives.

SMALL GROUP LEADER: “We should **!** **show respect to God because He’s in charge of everything.** Whether at home, at school, at a sport, or even in our city, God is ultimately in charge. He may use teachers, parents, coaches, police officers, and babysitters, but He is the ultimate authority. The centurion knew this, and He respected God and His authority.

👣 “God is the ultimate boss. When we show respect to those over us, we show respect to God because He is in charge of everything. Look at the cards for the people in authority over you. What do your actions and words to these people reveal about your level of respect to God?”

SUPPLIES:

Bibles, ball of yarn

3. Web of Respect (memory verse activity)

As kids to open the Bibles to 1 Peter 2:17 (see navigation tips in week 1). What can kids tell you about this book of the Bible? (*It’s a letter; it’s in the New Testament.*) What are some other letters in the New Testament? (*Let kids call out answers or you can name the books of the New Testament in order and let kids raise their hand when you name a book that is a letter—Romans, 1 & 2 Corinthians, Galatians, Ephesians, Philippians, Colossians, 1 & 2 Thessalonians, 1 & 2 Timothy, Titus, Philemon, Hebrews, James, 1 & 2 Peter, 1–3 John, Jude*) Say the verse together as a group, encouraging kids to say it from memory.



CATCH ON: Make the Connection

Small Groups, 25-30 minutes • for 2nd–3rd grade

Ask kids to sit in a circle. Let kids toss the ball of yarn around the circle, holding on to it as they toss it, forming a web. Explain that this represents how God wants each of us to show respect—each person showing respect to the people around us. Then let kids raise their hands at the same time to lift up the web. Explain that, when we show respect to each other, we are also showing respect to God. Let kids say the verse again, from memory, as they hold the web high.

SMALL GROUP LEADER: “We need to **!** show respect to God because He’s in charge of everything. **!** Our actions and words not only reveal the respect we have for others, but our respect for God. Have you ever thought about how your words and actions show respect to God? How will your words and actions change now that you know this?”

♥ Tell kids one way your words and actions will change now that you know that the way you respect others shows how you respect God.

SUPPLIES:

Bibles, small sticky notes, pencils

4. Praying Scripture (*pray / Scripture search*)

Tell kids that one way to pray is to read verses from the Bible to God as a way to show how much we love Him and respect Him. As a group, lead kids to find each of the following four verses in the Bible. Kids should outline or underline the verse in pencil and put a sticky note at the top of the page as a bookmark. Number the bookmarks in the order indicated below, so that everyone can find the verses in the same order. Then lead kids in prayer. As you pray, indicate when it is time to read a verse. Kids can flip to that verse and read it aloud together as part of the prayer.

1. Psalm 8:1
2. Psalm 25:4
3. Psalm 54:4
4. Psalm 71:17

SMALL GROUP LEADER: “We need to **!** show respect to God because He’s in charge of everything. God is worthy of our respect because He is loving, kind, holy, good, and perfect. **!** What characteristic of God do you respect most? Does reading the Bible and learning about God help you respect Him more? Let’s pray to Him now and use the words of the Bible to tell Him how much we love and respect Him.



CATCH ON: Make the Connection

Small Groups, 25-30 minutes • for 2nd–3rd grade

“Dear God, we praise You because you are good and loving and worthy of respect. (*Read Psalm 8:1.*) We thank You for helping us learn about You and how to live in a way that makes You happy. Keep teaching us what we need to know about You. (*Read Psalm 25:4.*) We have so much to learn about respect. Help us as we try to show respect to others and to You. (*Read Psalm 54:4.*) Thank You, God, for caring about us. Help us always remember to tell others how much You love them. (*Read Psalm 71:17.*) Amen.”

WRAP UP

Bring together all the groups in your classroom so the Classroom Facilitator can conclude the session with a review. Be prepared to distribute this week’s GodTime and Fridge Door cards.

CLASSROOM FACILITATOR: “What a great day of learning about respect and how much God is worthy of our respect. Why is God worthy of our respect? Because He’s in charge of everything. This week, I want you to do two things to show respect to God. First, I want you to spend time with Him by doing your GodTime card this week. And second, I want you to pray each day and tell Him what’s on your mind. Do your GodTime and pray. You’ll be showing respect to God because He’s in charge of everything. See you next week.”

Distribute the GodTime and Fridge Door cards.